













UNIT 7

PART 2

 1	 2	 3	 4	
 12	<p>1. What's this?/ What does this sign mean?(1,2,3,4,5,6,7,8,9,10,11,12)</p> <p>2. How does he/she go to school?(1,4)</p> <p>3. How does his/her father go to work?(2,3,4)</p> <p>4. Where should pedestrians cross the street?(6)</p> <p>5. It's a thing people must wear when they ride a motorbike.(7)</p> <p>6. It's a mean of transport that you can see it flying on the sky (5)</p> <p>7. It's a place that children or students play games.(8)</p>			 5
 11	 6			
 10	 9	 8	 7	

UNIT 7

PART 3

1.	How do you go to school?
2.	How far is it from your house to school?
3.	How long does it take you to get there ?
4.	What are the problems of the traffic in your town/city?
5.	When you are a pedestrian, what should you do?
6.	What should we do to reduce traffic accidents in our city ?

KEY UNIT 7

PART 2

1.BICYCLE

2.MOTOR BIKE

3.CAR

4.BUS

5.PLANE

6.ZEBRA CROSSING

7.HELMET

8.PLAYGROUND

9.TRAFFIC LIGHT

10.CYCLE LANE

11.NO RIGHT TURN

12.BOAT

PART 3:

1. I go to school by_____
2. It's about _____ from my house to school.
3. It takes me about _____to get there.
4. They are traffic jams and traffic accidents
5. I should always look carefully when cross the street, use the pavement or footpath, walk across the street at the zebra crossing.
6. We should obey traffic rules, use safe means of transport when travelling on the road / repair broken roads.....